



An Electronic Medical Record and Document Management Company

VXVITALS 5.22.6.4-45

OPEN SOURCE RELEASE NOTES

September 2013

REVISION HISTORY**vxVitals 5.22.6.45**

Date	Version Name	Notes
2/19/2010	vxVitals 5.22.6.4	Modified the Splash Screen and About Box with new graphics for the open source version.
3/11/2010	vxVitals 5.22.6.5	Modified vxVitals to properly display MRN. Modified vxVitals to properly display pediatric ages. Modified vxVitals to allow the input of pediatric weights is lbs/oz. Modified vxVitals to allow the lookup of patients by MRN. Added error handling. The VFD VXVISTA UPDATE 2010.1.1 KIDS Build should allow vxVitals to support LMP, EDD, and Length. Modified vxVitals to use the VFDDX GMV V/M GUI Menu context.
3/12/2010	vxVitals 5.22.6.6	Corrected defect that occurred when clicking Help/About.
12/20/2010	vxVitals 5.22.6.7	Insert/Add 3 items EDD, Length, & LMP into the list of VitalType. Added Growth Chart form. Using based line data from CDC Clinical Growth Charts Added requirements for operating with Growth Chart features.
12/21/2010	vxVitals 5.22.6.8	Added Growth Chart form. Using based line data from CDC Clinical Growth Charts
2/25/2011	vxVitals 5.22.6.9	Modified EXE and DLL to support the entry and display of LMP, EDD, and Length for properly configured Vitals Templates. Modified vxVitals.exe to calculate the same statistical data as taught by the CDC in its example program and to display and graph said data. Modified DLL and EXE to calculate and display Growth Charts. Modified the Gender values to be compatible with the shared code for DLL and EXE.
3/14/2011	vxVitals 5.22.6.10	Corrected the code so that the error won't be appear when a "Cancel" event click occur. Correct the code so that the female data & growth chart reference data can be loaded and displayed on the chart.
4/7/2011	vxVitals 5.22.6.11	Load & convert all reference data into meter units – Convert patient data into meter units. Make English Chart to be outside, Meter Chart to be inside (Main Chart). Convert all input text of user into uppercase characters. Correct event button click of "GrowthChart" button; replace "allergy" event by "GrowthChart" event. Correct the focus of proper component. Correct the code so that the female data & growth chart reference data can be loaded and displayed on the chart Correct the scaling of left-axis of the chart. Add code to enable the chart can be zoomed and reset. Add code to toggle the data value being displayed on the chart.
4/18/2011	vxVitals 5.22.6.12	Correct the code to set minimum date is not limited to 365 days. Add 4 buttons for allowing zoom from top, left, right, & bottom positions – Disable zoom by area. Change Reset button. Allow all data to reset Add code to get these data into correct data array Correct code to pass proper data for calculation. Add checkbox & combobox components to allow user enabling this

		<p>option.</p> <p>Add code to have axes, reference & patient data being scaled to the best resolution.</p> <p>Add code to have legends of data are displayed right next to reference data lines.</p> <p>Add code to have checking range limits of patient range.</p>
4/18/2011	vxVitals 5.22.6.13	<p>Correct X-axis arrays of female data, which is not loaded property.</p> <p>Set & convert Min/Max value for left axis & bottom axis such that their labels of value are displayed/scaled correctly.</p> <p>Make Option group box to be disabled</p> <p>Add function of mouse event to implement/pass data for displaying.</p> <p>Having more code in checking the range limits of reference data (in pixels) if a point is out of top axis.</p>
4/18/2011	vxVitals 5.22.6.14	<p>Adding code & checking the min/max values on left axis & convert them properly.</p> <p>Add a group box contains parameters for calculating percentiles for each category – Draw a calculation data point (in green) on the chart.</p> <p>Correct calculation & checking bound limit range for Label 75% component.</p> <p>Correct calculation & checking bound limit range for Label 95% component</p> <p>Correct calculation & checking bound limit range all legend label components.</p>
4/16/2011	vxVitals 5.22.6.15	<p>Add more code to checking if a patient without MRN. Provide a warning message “Patient doesn’t have MRN number”</p> <p>Found the calculation and mis-locating of one index of one data (cause the index to be a huge integer number – array data can’t load it). This index is used for calculating interpolation of 2 CDC consecutive data.</p> <p>Corrected memory leak.</p>
4/20/2011	vxVitals 5.22.6.16	<p>Make alternate row & main row having different color</p> <p>Enabled not used columns.</p> <p>Corrected spelling error on Growth Chart title.</p>
4/21/2011	vxVitals 5.22.6.17	<p>Enable/Disable menu item “Growth Chart” based on patient’s ages.</p> <p>Corrected code in Weight for Stature data.</p> <p>Disabled “Manual Calculation” group box component</p> <p>Turned on the flag that makes growth chart icon enabled.</p>
4/22/2011	vxVitals 5.22.6.18	<p>Fixed the extracting of age-string where it contains the “m” before converting it to month.</p> <p>Set & initialize the flag of toggling growthchart to be false</p>
9/15/2011	vxVitals 5.22.6.19	<p>Correct and set min & max for bottom axis.</p> <p>Add a print function.</p> <p>Correct loading age data into Age column.</p> <p>Correct the spelling on column title.</p> <p>Correct and set max & min values for English axis.</p> <p>Make all decimal numbers to be 2 decimal points</p> <p>Make & format all value of this column to be integers.</p> <p>Make all these 3 columns to be right alignment.</p> <p>Corrected conversion between inches & centimeter.</p> <p>Read patients’ by months or years. Determine which category should be displayed based on months or years values.</p>

vxVitals 5.22.6.45 OPEN SOURCE RELEASE NOTES

		<p>Data missing from graph if only length is captured.</p> <p>Corrected extra decimal when converting from inches to centimeters.</p> <p>Decreased limits on axis.</p> <p>Calculate BMI values based on available data recorded on same date.</p> <p>Set grid's default position at column 1, instead of column max.</p>
9/15/2011	vxVitals 5.22.6.20	<p>Corrected issue in Growth Chart, there was no Head Circumference values being loaded or displayed.</p>
7/10/2012	vxVitals 5.22.6.21	<p>Corrected error when opening a patient with age that was stored as weeks and days.</p>
8/23/2012	vxVitals 5.22.6.22	<p>Remove Growth Chart windows – Embed its frame into Vitals' Dialog box. (Displaying growth chart in the same panel of Vitals window box – Growth Chart will not be in separate window anymore)</p> <p>Enable growth chart button on main screen of vitals. Set date range for these patients – older than 20 years old – from birth to 20Y</p> <p>Corrected issue with Unknown gender creating an error or Access Violation.</p>
8/28/2012	vxVitals 5.22.6.23	<p>Add code to check if patient has any MRN number.</p> <p>Remove Growth Chart windows – Embed its frame into Vitals' Dialog box. (Displaying growth chart in the same panel of Vitals window box – Growth Chart will not be in separate window anymore)</p> <p>Enable growth chart button on main screen of vitals. Set date range for these patients – older than 20 years old – from birth to 20Y</p> <p>Set a gender per user's choice – Either Male or Female – This setting is just for display and instant calculated data only, not being stored anywhere in VistA.</p> <p>Correct code to check on patient age (day, week, month, year) to determine loading data categories for each appropriate age.</p>
10/3/2012	vxVitals 5.22.6.24	<p>Add/Correct code to have all data points being loaded for Weight for Stature & Weight For Length categories.</p> <p>Correct code to remove all VA labels & messages.</p> <p>Correct code to check patient gender for enabling or disabling LMP & EDD components</p>
10/9/2012	vxVitals 5.22.6.25	<p>Add code to correct defaulting screen for Unknown gender patient.</p>

10/26/2012	vxVitals 5.22.6.26	<p>Add code display message "Currently, there is no Vitals help files" if clicking on "Quick Reference". Also, correct code to disable item "Vitals Web Page"</p> <p>Correct code to change word "Percent" to "Percentile" and data point</p> <p>Correct code to have Weight For Stature for 2-5 years old.</p> <p>Added Data Categories drop down menu in the Growth Chart should have Stature For Age, Weight For Age, BMI For Age, & Weight For Stature in the drop down menu to choose from for 4 year old patients.</p> <p>Correct code change word "Percent" to "Percentile" and data point</p> <p>Weight for stature was displaying incorrectly when selecting a 3 year old patient. Percentiles did not cover the graph</p>
10/29/2012	vxVitals 5.22.6.27	<p>Correct code to have checking if the set of data (weight/length or weight/stature) being collected at the same date & time.</p> <p>Correct code to have vitals screen size to be compact enough that can be able show all data.</p>
10/30/2012	vxVitals 5.22.6.28	Correct code to have all categories being loaded and historical data being displayed for patient older than 240 months.
11/1/2012	vxVitals 5.22.6.29	Correct code to have a message "No help files exist" when clicking on Help/Index.
11/2/2012	vxVitals 5.22.6.30	Correct the conversion of the stature data of Reference base line data of Weight-For-Stature and the length data of Reference base line data of Weight-For-Length-Inf.
11/13/2012	vxVitals 5.22.6.31	<p>Correct code to have the lookup returning all results properly.</p> <p>Correct code to have LMP value being displayed on the correct row.</p> <p>Correct code to have EDD value being displayed on the correct row.</p> <p>Correct code to have Pain value being displayed on the correct row.</p> <p>Correct code to have "Out 24 hr" value being displayed on the correct row.</p>
11/19/2012	vxVitals 5.22.6.32	<p>Correct code to have data being graphed properly for "LMP" field and the selection of graph in the combo box being displayed properly.</p> <p>Correct code to have data being graphed properly for "EDD" field and the selection of graph in the combo box being displayed properly.</p> <p>Correct code to have data being graphed properly for "PAIN" and "LENGTH" fields and the selection of graph in the combo box being displayed properly.</p> <p>Correct code to have data being graphed properly for "LENGTH" and "PAIN" fields and the selection of graph in the combo box being displayed properly.</p> <p>Correct code to have data being graphed properly for "In 24 hr" field and the selection of graph in the combo box being displayed properly.</p> <p>Correct code to have data graphing properly and graphs return for correct fields</p>
11/20/2012	vxVitals 5.22.6.33	Correct code to have vitals data being graphed & shown properly for "PN" item from vxCPRS.
1/11/2013	vxVitals 5.22.6.34	<p>Corrected growth chart for patient older than 36 months.</p> <p>Corrected code to check on patient age (day, week, month, year) to determine loading data categories for each appropriate age.</p>

1/15/2013	vxVitals 5.22.6.35	Added code to have Weight-For-Stature historical data of a patient during period 2-5 years old.
2/14/2013	vxVitals 5.22.6.36	Add code to display error if date prior to DOB is added. When entering EDD (vitals) greater than the expected date of 9-12 months from LMP date, then Save, the error message has been corrected. Field dates are now cleared on SAVE for LMP and EDD.
6/27/2013	vxVitals 5.22.6.37	Corrected code by adding "Growth Chart" menu item for any patient with growth chart date. Also enabled access to hotkeys. (Alt key) Corrected growth chart to properly display head circumference.
7/1/2013	vxVitals 5.22.6.38	Coversheet is now correctly linked to the corresponding item on Vitals screen. Corrected code for UNKNOWN gender pop-up message.
8/14/2013	vxVitals 5.22.6.39	Corrected code to have items on Reports menu correspond to correct items in Report Options.
8/22/2013	vxVitals 5.22.6.40	Corrected code so that vitals can no longer be added prior to patients DOB. Corrected the File Exit pop-up error that was occurring when exiting the program. Corrected error message dialog that is displayed when entering an EDD/LMP prior to the current date.
8/26/2013	vxVitals 5.22.6.41	Corrected verbiage of error message to "Please enter a date between Today and 300 days in the future"
8/29/2013	vxVitals 5.22.6.42	Corrected code to disallow vitals being entered more than 1 year ago.
9/5/2013	vxVitals 5.22.6.43	Added error message that tells you that vitals cannot be added 1 year or older.
9/11/2013	vxVitals 5.22.6.44	Corrected erroneous error message that was popping up when vitals older than 1 year were entered.

vxVitals 5.22.6.45

Category	Bug
Problem Description	LMP data should not display a confirm message when exit is selected after saving the entry.
Resolution	Corrected code to detect an any LMP data being entered or empty, so that exiting has no message displayed
Date Implemented	9/12/2013
QA Notes	

Category	Bug
Problem Description	EDD data should not display a confirm message when exit is selected after saving the entry.
Resolution	Corrected code to detect an any EDD data being entered or empty, so

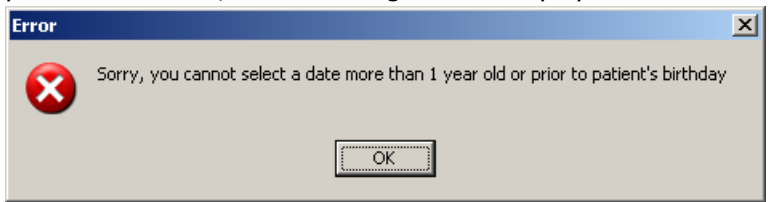
	that exiting has no message displayed
Date Implemented	9/12/2013
QA Notes	

Category	Bug
Problem Description	LMP data is not being cleared when using save then exit and causing a confirm.
Resolution	Corrected code to detect an any EDD/LMP data being entered or empty, so that exiting has no message displayed
Date Implemented	9/12/2013
QA Notes	

vxVitals 5.22.6.44

Category	Bug
Problem Description	In "Entered in Error" dialog box, error is displayed when selecting a date exactly 1 year ago that should not be displayed. The message "Date is less than..." should not be displayed
Resolution	Corrected code to detect an invalid date for selecting an date that had entered an error of vitals data and displaying an error message if an invalid date is selected .
Date Implemented	9/08/2013
QA Notes	

vxVitals 5.22.6.43

Category	Enhancement
Problem Description	Should display an Error Message when selecting Vitals Entry date greater than 1 year.
Resolution	Corrected code to detect an invalid date for entering vitals data and displaying an error message.
Date Implemented	9/05/2013
QA Notes	<p>When entering vitals data, if a date is more than 1 year or a date before patient's birthdate, below message will be displayed:</p> 

	<p>Because VistA doesn't store birth time, for the patient that younger than 1 year old, the birth time of this patient will be assumed at mid-night of the birth date.</p> <p>For example: DOB of a patient 09/20/2012, then entering vitals data at these following times are allowable on 09/20/2012: 12:05AM, 12:30AM; 1:00AM, and so on after that until today date.</p> <p>Entering data at 12:00AM 09/20/2012 and before that is not allowable.</p>
--	--

vxVitals 5.22.6.42

Category	Bug
Problem Description	Vitals entries more than 1 year old – user can enter vital data if the date is more than 1 year ago.
Resolution	Corrected code to allow entering vital data any date from 1 year ago to after that date
Date Implemented	8/27/2013
QA Notes	

vxVitals 5.22.6.41

Category	Bug
Problem Description	<p>Error message's contents when saving an invalid EDD's date.</p> <p><u>In version 5.6.22.40:</u></p> <p>"Please enter a date between Today and 300 days ago"</p>
Resolution	Corrected code to reword the error messages to "Please enter a date between Today and 300 days in the future"
Date Implemented	8/26/2013
QA Notes	

vxVitals 5.22.6.40

Category	Bug
Problem Description	Vitals data can be entered on the date that prior to patient's birthdate
Resolution	Added code and corrected to check on the selected date and compared with patient birthdate before allowing to enter vitals
Date Implemented	8/20/2013
QA Notes	

Category	Bug

Problem Description	Click on "Exit" item on "File" menu, there is Windows Help being opened and support windows.
Resolution	Corrected code to have item "Exit" function properly by exiting/closing the application completely without showing help Windows.
Date Implemented	8/20/2013
QA Notes	

Category	Bug
Problem Description	Error message's contents are not understandable when saving an EDD/LMP prior today's date.
Resolution	Corrected code to reword the error messages for EDD/LMP.
Date Implemented	8/20/2013
QA Notes	

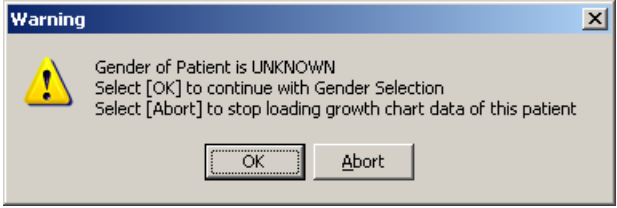
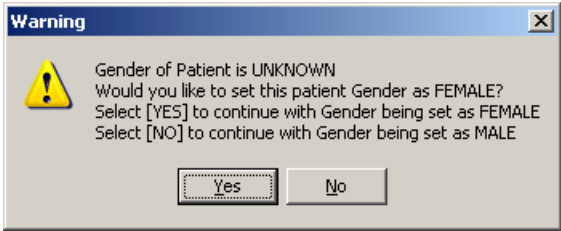
vxVitals 5.22.6.39

Category	Bug
Problem Description	Click on Reports from menu, the item from "Cumulative Vitals Report" corresponding to incorrect item in Report Options dialog.
Resolution	Correct code to have all items in Reports menu corresponding to the right items in Report Options.
Date Implemented	7/8/2013
QA Notes	Remove "Growth Chart" item in Report Options because there is no any RPC for Growth Chart report yet.

vxVitals 5.22.6.38

Category	Bug
Problem Description	Click on Length/EDD/LMP/Pain item on Cover Sheet responding to incorrect chart on Vital screen.
Resolution	Correct code to have correct response of item index on Vital Chart.
Date Implemented	6/29/2013
QA Notes	Run vxCPRSChart, click on each item on Vitals' cover sheet.

Category	Bug
Problem Description	Charts and header display for "UNKNOWN" gender patient.
Resolution	Correct code for patient with "UNKNOWN" gender having header information being displayed properly and chart data being drawn correctly

	after user's choice.
Date Implemented	6/29/2013
QA Notes	<p>If a patient has Unknow gender,</p> <p>Previous Version: After this warning message, there is still a box for selection of "Male" or "Female" gender</p>  <p>This current Version: There is no more a box for selection of "Male" or "Female" gender</p> 

vxVitals 5.22.6.37

Category	N/A
Problem Description	Growth Chart option in View menu does not open the Growth Chart - Nothing happens. Of the 3 view options, Growth Chart is the only one without a Ctrl+ keyboard command
Resolution	Correct code to have "Growth Chart" menu item being enabled after opening a patient and if having growth chart data. Also having code to have the menu items be able access by short cut keyboard (Alt key)
Date Implemented	6/18/2013
QA Notes	

Category	Bug
Problem Description	Length is not listed on the CPRS coversheet, though it IS recorded, therefore, not able to click on it to open vitals to validate the CPRS coversheet
Resolution	This will be corrected in Mumps code – Please contact M developer.
Date Implemented	N/A
QA Notes	Please contact M developer.

Category	Bug

Problem Description	Growth Chart for Head Circumference INF Does Not Display (will occur on both EXE & DLL)
Resolution	Fixed code to have C/G data being loaded properly.
Date Implemented	6/18/2013
QA Notes	N/A

vxVitals 5.22.6.36

Category	Bug
Problem Description	Enter Vitals screen will allow you to enter vitals prior to Date of Birth
Resolution	Dates prior to DOB now issue a message, and disallow the date
Date Implemented	2/13/2013
QA Notes	N/A

Reference #	
Category	Bug -DLL
Problem Description	When entering EDD (vitals) greater than the expected date of 9-12 mo from LMP date, then Save, the error message that appears is incorrectly stated.
Resolution	Dates <9 and >12 months from LMP now issue a message, and disallow the date
Date Implemented	2/13/2013
QA Notes	N/A

Category	Bug -DLL
Problem Description	LMP data is not being cleared when using save then exit and causing a confirm message
Resolution	Date fields are now cleared on Save
Date Implemented	2/13/2013
QA Notes	N/A

Category	Bug -DLL
Problem Description	EDD data is not being cleared when using save then exit and causing a confirm message
Resolution	Date fields are now cleared on Save
Date Implemented	2/13/2013

QA Notes	N/A
-----------------	-----

Category	Bug -DLL
Problem Description	When entering EDD (vitals) greater than the expected date of 9-12 mo from LMP date, then Save, the error message that appears is incorrectly stated.
Resolution	Dates <9 and >12 months from LMP now issue a message, and disallow the date
Date Implemented	2/13/2013
QA Notes	N/A

Category	Bug -DLL
Problem Description	LMP data is not being cleared when using save then exit and causing a confirm message
Resolution	Date fields are now cleared on Save
Date Implemented	2/13/2013
QA Notes	N/A

Category	Bug -DLL
Problem Description	EDD data is not being cleared when using save then exit and causing a confirm message
Resolution	Date fields are now cleared on Save
Date Implemented	2/13/2013
QA Notes	N/A

vxVitals 5.22.6.35

Category	Bug -DLL
Problem Description	Occurs in exe module - patients is older than 36 months with historical data should display on the growth chart – no Weight-For-Stature historical data during 2-5 years old period
Resolution	Add code to have Weight-For-Stature historical data of a patient during period 2-5 years old.
Date Implemented	1/15/2013
QA Notes	N/A

Category	Bug -DLL
-----------------	----------

Problem Description	Occurs in exe module - patients is older than 36 months with historical data all categories on growth charts chart – no Weight-For-Stature historical data during 2-5 years old period.
Resolution	Add code to have Weight-For-Stature historical data of a patient during period 2-5 years old.
Date Implemented	1/15/2013
QA Notes	N/A

Category	Bug -DLL
Problem Description	Occurs in DLL module - patients is older than 36 months with historical data should display all categories on growth charts chart – no Weight-For-Stature historical data during 2-5 years old period
Resolution	Add code to have Weight-For-Stature historical data of a patient during period 2-5 years old.
Date Implemented	1/15/2013
QA Notes	N/A

vxVitals 5.22.6.34

Category	Enhancement
Problem Description	Occurs in exe module - patients is older than 36 months with historical data should display on the growth chart – no Weight-For-Stature historical data during 2-5 years old period
Resolution	Add code to have historical data of a patient is older than 36 months. If these data in that period is available, then they should be displayed on growth chart with appropriated categories.
Date Implemented	1/07/2013
QA Notes	N/A

Category	Enhancement
Problem Description	Occurs in exe module - patients is older than 36 months with historical data all categories on growth charts chart.
Resolution	Add code to have historical data of a patient is older than 36 months. If these data in that period is available, then they should be displayed on growth chart with appropriated categories
Date Implemented	1/07/2013

QA Notes	N/A
-----------------	-----

Category	Enhancement
Problem Description	Occurs in DLL module - patients is older than 36 months with historical data should display all categories on growth charts chart
Resolution	Add code to have historical data of a patient is older than 36 months. If these data in that period is available, then they should be displayed on growth chart with appropriated categories
Date Implemented	1/07/2013
QA Notes	N/A

Category	Bug -DLL
Problem Description	In growth chart, Data Category selection box does not load category properly by patient's age
Resolution	Correct code to check on patient age (day, week, month, year) to determine loading data categories for each appropriate age.
Date Implemented	7/29/2012
QA Notes	<ol style="list-style-type: none"> 1. Load/Open a patient. Record his/her age 2. Click on Growth Chart button to open a growth chart display. 3. Click the down arrow on Data Category Combo Box to look for all categories available for this patient's age.

vxVitals 5.22.6.33

Category	Bug
Problem Description	Occurs in DLL module - From vxCPRS, when clicking on "PN" item in the "Vitals" area, Vitals screen show up, but the graph & data grid are shown as "Length"
Resolution	Correct code to have vitals data being graphed & shown properly for "PN" item from vxCPRS.
Date Implemented	11/20/2012
QA Notes	N/A

vxVitals 5.22.6.32

Category	Bug
Problem Description	Occurs in DLL & EXE modules - LMP on Coversheet brings up Vitals FIELD with NO selection, Chart shows TEMP & Drop Down Menu shows PULSE – These are 2 separate items.

Resolution	Correct code to have data being graphed properly for "LMP" field and the selection of graph in the combo box being displayed properly.
Date Implemented	11/15/2012
QA Notes	N/A

Category	Bug
Problem Description	Occurs in DLL & EXE modules - EDD on Coversheet brings up Vitals FIELD with NO selection, Chart shows TEMP & Drop Down Menu shows PULSE – These are 2 separate items
Resolution	Correct code to have data being graphed properly for "EDD" field and the selection of graph in the combo box being displayed properly.
Date Implemented	11/15/2012
QA Notes	N/A

Category	Bug
Problem Description	Occurs in DLL & EXE modules - Chart Itself Shows Length , but Drop Down Menu shows PAIN. Pain on Coversheet brings up LENGTH in Vitals FIELD is a separate item.
Resolution	Correct code to have data being graphed properly for "PAIN" and "LENGTH" fields and the selection of graph in the combo box being displayed properly.
Date Implemented	11/15/2012
QA Notes	N/A

Category	Bug
Problem Description	Occurs in DLL module - Pain on Coversheet brings up LENGTH in Vitals FIELD, Chart Shows Length, but Drop Down Menu shows PAIN is a separate item
Resolution	Correct code to have data being graphed properly for "LENGTH" and "PAIN" fields and the selection of graph in the combo box being displayed properly.
Date Implemented	11/15/2012
QA Notes	N/A

Category	Bug
Problem Description	Occurs in DLL & EXE modules - Out 24hr (ml) in Vitals FIELD displays Temperature on Chart, Output displays LAST VITAL SELECTED on Drop Down Menu is a separate item
Resolution	Correct code to have data being graphed properly for "In 24 hr" field

	and the selection of graph in the combo box being displayed properly.
Date Implemented	11/15/2012
QA Notes	N/A

Category	Bug
Problem Description	Occurs in DLL & EXE modules – In 24hr (ml) in Vitals FIELD displays Temperature on Chart, Output displays LAST VITAL SELECTED on Drop Down Menu is a separate item
Resolution	Correct code to have data being graphed properly for “In 24 hr” field and the selection of graph in the combo box being displayed properly.
Date Implemented	11/15/2012
QA Notes	N/A

Category	Bug
Problem Description	Occurs in DLL & EXE modules – vitals fields are not returning the correct graphs.
Resolution	Correct code to have data graphing properly and graphs return for correct fields.
Date Implemented	11/16/2012
QA Notes	N/A

vxVitals 5.22.6.31

Requester	Internal
Category	Bug
Problem Description	Patient look-up acting strangely—it is skipping too far in the alphabet and missing the first alpha match patient
Resolution	Correct code to have the lookup returning all results properly.
Date Implemented	11/02/2012
QA Notes	N/A

Category	Bug
Problem Description	Occurs in DLL module - LMP value on coversheet is returning temperature row.
Resolution	Correct code to have LMP value being displayed on the correct row.
Date Implemented	11/12/2012
QA Notes	N/A

--	--

Category	Bug
Problem Description	Occurs in DLL module - "EDD" on coversheet is returning temperature
Resolution	Correct code to have EDD value being displayed on the correct row.
Date Implemented	11/12/2012
QA Notes	N/A

Category	Bug
Problem Description	Occurs in DLL module - vitals on coversheet - "Pain" value is displaying the correct chart but incorrect reading.
Resolution	Correct code to have Pain value being displayed on the correct row.
Date Implemented	11/13/2012
QA Notes	N/A

Category	Bug
Problem Description	Occurs in DLL module - pain on vitals chart grid is displaying intake chart
Resolution	Correct code to have Pain value being displayed on the correct row.
Date Implemented	11/02/2012
QA Notes	N/A

Category	Bug
Problem Description	Occurs in DLL module - vitals chart grid for "Out 24 hr" value is displaying the temperature chart
Resolution	Correct code to have "Out 24 hr" value being displayed on the correct row.
Date Implemented	11/13/2012
QA Notes	N/A

Category	Bug
Problem Description	Occurs in DLL module – "In 24 hr" on vitals chart grid is displaying Out 24 hr chart
Resolution	Correct code to have "In 24 hr" value being displayed on the correct row.
Date Implemented	11/13/2012
QA Notes	N/A

Category	Bug
Problem Description	Occurs in DLL module - When selecting LMP from the coversheet, the

	Vitals chart is not displaying "LMP" or "EDD"
Resolution	Correct code to have "LMP" value being displayed on the correct row.
Date Implemented	11/13/2012
QA Notes	N/A

vxVitals 5.22.6.30

Category	Bug
Problem Description	For female patient - Percentiles of Weight-for-Stature and Weight-For-Length-Inf are incorrect
Resolution	Correct the conversion of the stature data of Reference base line data of Weight-For-Stature and the length data of Reference base line data of Weight-For-Length-Inf.
Date Implemented	11/02/2012
QA Notes	<p>Weight-For-Stature: Min Stature = 77cm; Max Stature = 121.5cm – Weight data: any – If a patient has Stature data is in this range, data point will be drawn up, otherwise, it's not.</p> <p>Weight-For-Length: Min Length = 45cm; Max Length = 103.5cm – Weight data: any – If a patient has Length data is in this range, data point will be drawn up, otherwise, it's not.</p>

vxVitals 5.22.6.29

Category	Bug
Problem Description	The verbiage of no help file needs to be changed to "No help files exist"
Resolution	Correct code to have a message "No help files exist" when clicking on Help/Index.
Date Implemented	11/01/2012
QA Notes	N/A

vxVitals 5.22.6.28

Category	Bug
Problem Description	Opening a patient that is older than 20 year old (older than 240 months) there is no any growth chart's categories (Weight for age,..) being displayed, and there is no any data displayed on chart, even this patient has historical data (collected during patients age between DOB and 240 months)
Resolution	Correct code to have all categories being loaded and historical data being displayed for patient older than 240 months.
Date Implemented	10/29/2012

QA Notes	<p>Open a patient that is older than 240 months that has historical data of weight, height.</p> <p>Open Growth Chart to check to see if 3 categories being displayed: Stature-For-Age, Weight-For-Age, BMI-For-Age. And check to see if any data being displayed on growth chart.</p>
-----------------	---

vxVitals 5.22.6.27

Category	Bug
Problem Description	Opening a patient that has these categories: Weight For Length Inf, Weight For Stature, if Weight, Height, Length data are collected multiple time at the same date, then, data will be displayed incorrectly and causes the error. For example: If on Mar, 23, 2011, there are 3 Weights, 2 Lengths, & 1 Height being collected
Resolution	Correct code to have checking if the set of data (weight/length or weight/stature) being collected at the same date & time.
Date Implemented	10/28/2012
QA Notes	Make sure the patient have these data: multiple Weight/Length/Height collected at the same date.

Category	Bug
Problem Description	Screen size is too large when open a patient vitals – bottom part is missing.
Resolution	Correct code to have vitals screen size to be compact enough that can be able show all data.
Date Implemented	10/28/2012
QA Notes	N/A

vxVitals 5.22.6.26

Category	Bug
Problem Description	In the vitals menu in vxCPRS, the option for Quick Reference and Vitals Web Page does not work. When they are selected, nothing appears.
Resolution	Add code display message "Currently, there is no Vitals help files" if clicking on "Quick Reference". Also, correct code to disable item "Vitals Web Page"
Date Implemented	10/20/2012
QA Notes	Click on "Quick Reference" then a message "Currently, there is no Vitals help files." will be displayed

Category	Bug
Problem Description	Growth chart data point fly out. The word "Percent" should be read as "Percentile"
Resolution	Correct code to change word "Percent" to "Percentile" and data point
Date Implemented	10/20/2012
QA Notes	N/A

Category	Bug
Problem Description	Weight for stature is displayed for ages over 5 (preschoolers)
Resolution	Correct code to have Wight For Stature for 2-5 years old.
Date Implemented	10/26/2012
QA Notes	N/A

Category	Bug
Problem Description	4 year old patient Growth Chart: Weight For Stature is ONLY choice. Data Categories drop down menu in the Growth Chart should have Stature For Age, Weight For Age, BMI For Age, & Weight For Stature in the drop down menu to choose from
Resolution	Correct code to have these categories to be available for 4 year olds patient.
Date Implemented	10/20/2012
QA Notes	N/A

Category	Bug
Problem Description	Growth chart data point fly out. The word "Percent" should be read as "Percentile"
Resolution	Correct code change word "Percent" to "Percentile" and data point
Date Implemented	10/20/2012
QA Notes	N/A

Category	Bug
Problem Description	Weight for stature is displaying incorrectly when selecting a 3 year old patient. Percentiles do not cover the graph
Resolution	Correct code to have data points being displayed properly
Date Implemented	10/20/2012
QA Notes	N/A

Category	Bug
Problem Description	Data points display a blank when a 3 year old patient is selected
Resolution	Correct code to have data display being loaded correctly.
Date Implemented	10/20/2012
QA Notes	N/A

vxVitals 5.22.6.25

Category	Bug
Problem Description	Opening an UNKNOWN gender patient, growth chart display always displays as a default screen not vitals data screen.
Resolution	Add code to correct defaulting screen for Unknown gender patient.
Date Implemented	10/9/2012
QA Notes	N/A

vxVitals 5.22.6.24

Category	Bug
Problem Description	Weight for stature is displayed for ages over 5 (preschoolers) – No data point being loaded for Weight for stature & Weight For Length
Resolution	Add/Correct code to have all data points being loaded for Weight for Stature & Weight For Length categories.
Date Implemented	10/3/2012
QA Notes	N/A

Category	Bug
Problem Description	Remove all VA reference from About screen.
Resolution	Correct code to remove all VA labels & messages.
Date Implemented	10/02/2012
QA Notes	N/A

Category	Bug
Problem Description	LMP and EDD are being displayed for all patients.
Resolution	Correct code to check patient gender for enabling or disabling LMP & EDD components

Date Implemented	10/1/2012
QA Notes	N/A

vxVitals 5.22.6.23

Category	Bug
Problem Description	In VitalsViewEnter.dll, when a patient has no MRN number, there is no any growth-chart data category being listed
Resolution	Add code to check if patient has any MRN number.
Date Implemented	8/27/2012
QA Notes	(.) From vxCPT, open patient <code>VXCPRSPATIENT, BABY</code> (.) Click on Vitals area. (.) Click on Growth Chart button. (.) Observer and Check on Data Category Combo Box.

Category	Bug
Problem Description	Chart labels for axis are not displayed properly.
Resolution	Correct code to display labels properly.
Date Implemented	8/28/2012
QA Notes	N/A

Category	Bug
Problem Description	Random error "Access Violation" occurs when running vxCPRChart with <code>vxGMV_VitalsViewEnter.dll</code> .
Resolution	Remove Growth Chart windows – Embed its frame into Vitals' Dialog box. (Displaying growth chart in the same panel of Vitals window box – Growth Chart will not be in separate window anymore)
Date Implemented	8/21/2012
QA Notes	N/A

Category	Bug
Problem Description	A patient who is older than 20 years old has no growth chart data access which loads and display patient's historical vitals data during their age from birth to 20 years old.
Resolution	Enable growth chart button on main screen of vitals. Set date range for these patients – older than 20 years old – from birth to 20Y
Date Implemented	7/25/2012
QA Notes	1. Open a patient that is older than 20 years old – make sure this patient has some vitals data that stored during his/her age from birth to 20 years old. (vxCPT - Patient <code>ZZTESTPATIENT, THREE F</code>)

	<ol style="list-style-type: none"> 2. Observe and check if "Growth Chart" button is enabled. 3. Click on growth chart button. 4. Look at the chart if any data being display.
--	--

Category	Bug
Problem Description	An infant patient is from Birth to 20 years old has a gender stored as "UNKNOWN" or "U" will generate the error "Access Violation"
Resolution	Set a gender per user's choice – Either Male or Female – This setting is just for display and instant calculated data only, not being stored anywhere in Vista.
Date Implemented	7/31/2012
QA Notes	<ol style="list-style-type: none"> 1. From vxCPT, open a patient that stored gender as "UNKNOWN" or "U" (Patient ZZTESTPATIENT, SIX M or VXCPRSPATIENT, BABY) 2. There is a message "Patient is UNKNOWN,..." 3. Click on Abort button – this will do nothing in term of calculating/displaying growth chart data 4. Click on OK button – select Male – the above patient will be assigned as "Male" patient <ol style="list-style-type: none"> a. Click on Growth Chart button, reference data and growth chart percentile data will be calculated/displayed as "Male" patient.

Category	Bug
Problem Description	In growth chart, Data Category selection box does not load category properly by patient's age.
Resolution	Correct code to check on patient age (day, week, month, year) to determine loading data categories for each appropriate age.
Date Implemented	7/29/2012
QA Notes	<ol style="list-style-type: none"> 1. Load/Open a patient. Record his/her age 2. Click on Growth Chart button to open a growth chart display. 3. Click the down arrow on Data Category Combo Box to look for all categories available for this patient's age.

vxVitals 5.22.6.22

Category	Bug
Problem Description	Random error "Access Violation" occurs when running vxCPRChart with vxGMV_VitalsViewEnter.dll.
Resolution	Remove Growth Chart windows – Embed its frame into Vitals' Dialog box. (Displaying growth chart in the same panel of Vitals window box – Growth Chart will not be in separate window anymore)
Date Implemented	8/21/2012
QA Notes	N/A

Category	Bug
Problem Description	A patient who is older than 20 years old has no growth chart data access which loads and display patient's historical vitals data during their age from birth to 20 years old.
Resolution	Enable growth chart button on main screen of vitals. Set date range for these patients – older than 20 years old – from birth to 20Y
Date Implemented	7/25/2012
QA Notes	<ol style="list-style-type: none"> 1. Open a patient that is older than 20 years old – make sure this patient has some vitals data that stored during his/her age from birth to 20 years old. 2. Click on growth chart button. 3. Look at the chart if any data being display.

Category	Bug
Problem Description	An infant patient is from Birth to 20 years old has a gender stored as "UNKNOWN" or "U" will generate the error "Access Violation"
Resolution	Set a gender per user's choice – Either Male or Female – This setting is just for display and instant calculated data only, not being stored anywhere in VistA.
Date Implemented	7/31/2012
QA Notes	<ol style="list-style-type: none"> 1. From vxCPT, open a patient that stored gender as "UNKNOWN" or "U" 2. There is a message "Patient is UNKNOWN,..." 3. Click on Abort button – this will do nothing in term of calculating/displaying growth chart data 4. Click on OK button – select Male – the above patient will be assigned as "Male" patient <ol style="list-style-type: none"> a. Click on Growth Chart button, reference data and growth chart percentile data will be calculated/displayed as "Male" patient.

vxVitals 5.22.6.21

Category	Bug
Problem Description	A infant patient with age that was stored as "w" (weeks) or "d" (days) generated en error when opening that patient. This causes the vitals data can't being entered for this patient.
Resolution	Correct the code that checking age limits for infant patient including "w" & "d"
Date Implemented	7/10/2012

QA Notes	<p>Case 1: Open a patient has age in weeks. For example: "5w" Check if the "Growth Chart" button is enabled.</p> <p>Case 2: Open a patient has age in days. For example: "14d" Check if the "Growth Chart" button is enabled.</p> <p>Case 3: Open a patient has age in months. For example: "4m" Check if the "Growth Chart" button is enabled.</p> <p>Case 4: Open a patient has age in years. For example: "2" Check if the "Growth Chart" button is enabled.</p> <p>Case 5: Open a patient has age in years. For example: "21" Check if the "Growth Chart" button is enabled.</p> <p>Case 5: Open a patient has age in years. For example: "23" Check if the "Growth Chart" button is disabled.</p>
-----------------	--

vxVitals 5.22.6.20

Category	Bug
Problem Description	In Growth Chart, there no Head Circumference values being loaded or displayed.
Resolution	Use VFD GET VITALS MEASUREMENTS, with input of vital type as "CIRCUMFERENCE GIRTH" (value 20) and qualifier as "HEAD" (value 73) to get Head Circumference data array.
Date Implemented	9/16/2011
QA Notes	N/A

vxVitals 5.22.6.19

Category	Enhancement
Problem Description	Growth Chart: Zooming to the left & right are not correct
Resolution	Correct and set min & max for bottom axis.
Date Implemented	5/3/2011
QA Notes	N/A

Category	Enhancement
Problem Description	There is no print option for growth chart
Resolution	Add a print function.
Date Implemented	5/3/2011
QA Notes	N/A

Category	Enhancement
Problem Description	In Growth Chart, grid data of Weight-For-Length & Weight-For-Stature

	charts loads/displays incorrect age (in months)
Resolution	Correct loading age data into Age column.
Date Implemented	5/3/2011
QA Notes	N/A

Category	Enhancement
Problem Description	In Growth Chart, column "Age (Months)" misspelled as "Avg (Months)"
Resolution	Correct the spelling on column title.
Date Implemented	5/3/2011
QA Notes	N/A

Category	Enhancement
Problem Description	In Growth Chart, Weight-For-Length & Weight-For-Stature charts mis-scale on bottom axis's between Metric and English units
Resolution	Correct and set max & min values for English axis.
Date Implemented	5/3/2011
QA Notes	N/A

Problem Description	In Growth Chart, there is un-uniform decimal points being shown in the bottom grid table (Weight, Length,...).
Resolution	Make all decimal numbers to be 2 decimal points
Date Implemented	4/27/2011
QA Notes	N/A

Category	Enhancement
Problem Description	In Growth Chart, in the bottom grid table (Weight, Length,...) column "Age(Months)" is formatted as one decimal point.
Resolution	Make & format all value of this column to be integer
Date Implemented	4/27/2011
QA Notes	N/A

Category	Enhancement
Problem Description	In Growth Chart, in the bottom grid table (Weight, Length,...) alignment of columns Weight (lbs), Weight(kg) and Percent are set to left – this

	alignment makes decimal numbers not lining up straight.
Resolution	Make all these 3 columns to be right alignment
Date Implemented	4/27/2011
QA Notes	N/A

Category	Enhancement
Problem Description	In Growth Chart, category "Length For Age Inf" – Clicking on the bottom grid table does not show/display any data information.
Resolution	There was an incorrect conversion between inches & centimeter
Date Implemented	8/19/2011
QA Notes	N/A

Category	Enhancement
Problem Description	In Growth Chart, categories such as Weight For Age, Weight For Age Infant,...are not filtered out by patient's ages correctly. For example: a 19 months patient has "Weight For Stature" category being displayed. A 12 years old patient has category "Weight For Length Inf." being displayed.
Resolution	Read patients' by months or years. Determine which category should be displayed based on months or years values.
Date Implemented	8/22/2011
Notes	<p>If a patient is 5 years and 4 months old, then VistA will return "5" as his/her age.</p> <p>-From CDC, there will be 3 categories being displayed "Stature For Age", "Weight For Age", & "BMI For Age"</p> <p>-From the way VistA returns age's value, there will be 4 categories being displayed: "Stature For Age", "Weight For Age", "BMI For Age", & "Weight For Stature"</p> <p>-Currently "VFDC DDR GETS ENTRY DATA" only return the patients in "months" if that patient is younger than 2 years old or 24 months.</p>

Category	Enhancement
Problem Description	In Growth Chart, Length is recorded, but there is no data on graph.
Resolution	There is incorrect date-range sending to VFD GET VITALS MEASUREMENTS – it supposes to be DOB^DOB+36M, instead of DOB^DOB+35.5M, RPC doesn't take this number format.
Date Implemented	8/22/2011
QA Notes	N/A

Category	Enhancement
Problem Description	In Growth Chart, category "Length For Age Inf" – Clicking on the bottom grid table does not show/display any data information.
Resolution	When converting string to a float number, and converting from Inches to Centimeter, there is appearing an extra decimal point sometimes.
Date Implemented	8/19/2011
QA Notes	N/A

Category	Enhancement
Problem Description	In Growth Chart, category "Stature For Age" – Clicking on the bottom grid table does not show/display any data information.
Resolution	There was an incorrect conversion between inches & centimeter.
Date Implemented	8/19/2011
QA Notes	N/A

Category	Enhancement
Problem Description	On the vitals graph, when a value on the graph is close to the Y-axis, the value hides behind the graph making hard to view.
Resolution	Decrease the limits of minimum values of Bottom-axis & increase the limits of maximum values of Bottom-Axis.
Date Implemented	8/22/2011
QA Notes	N/A

Category	Enhancement
Problem Description	In Growth Chart, there no BMI values being loaded or displayed.
Resolution	Use VFD GET VITALS MEASUREMENTS to get Weight (kgs) and Height (meter) values. Then calculate BMI values based on available data recorded on same date.
Date Implemented	9/10/2011
QA Notes	N/A

Category	Enhancement
Problem Description	In the vxVitals main page, after selecting a category from the drop down list, some of the data that is associated with the patient is not fully displayed. In order to view it, the up/down arrow has to be clicked

Resolution	Set grid's default position at column 1, instead of column max.
Date Implemented	9/10/2011
QA Notes	N/A

vxVitals 5.22.6.18

Category	Enhancement
Problem Description	In DLL module, when there is a patient with age stored as the months. i.e. "18m", the growthchart icon is still disabled.
Resolution	Fixed the extracting of age-string where it contains the "m" before converting it to month
Date Implemented	4/21/2011
QA Notes	N/A

Category	Enhancement
Problem Description	In DLL module, after a patient, within the age range, is opened , the growthchart icon is enabled. However, if another patient, outside the age range (22 or older) then the growthchart icon is still enabled.
Resolution	Set & initialize the flag of toggling growthchart to be false.
Date Implemented	4/21/2011
QA Notes	N/A

vxVitals 5.22.6.17

Category	Enhancement
Problem Description	Menu Item "Growth Chart" does not enable properly from patient's ages.
Resolution	Enable/Disable menu item "Growth Chart" based on patient's ages.
Date Implemented	4/21/2011
QA Notes	N/A

Category	Enhancement
Problem Description	Category "Weight-For-Stature" does not load weight/stature data property. This happens with a patient has the same number of records of weight & stature. i.e there is one weight & one height measured during from his/her 2 year olds to 5 year old.
Resolution	Add code for checking in all categories if these 2 records has the same number.

Date Implemented	4/21/2011
QA Notes	N/A

Category	Enhancement
Problem Description	Remove "Manual Calculation" group box
Resolution	Disable 'Manual Calculation" group box component.
Date Implemented	4/21/2011
QA Notes	N/A

Category	Enhancement
Problem Description	In DLL module, when there is a patient without an MRN, and this patient is in the age range (2 year olds,) the growthchart icon is still disabled
Resolution	Turn on the flag that makes growth chart icon being enabled
Date Implemented	4/20/2011
QA Notes	N/A

vxVitals 5.22.6.16

Category	Enhancement
Problem Description	All rows in the bottom grid in growth chart have same color.
Resolution	Make alternate row & main row having different color
Date Implemented	4/20/2011
QA Notes	N/A

Category	Enhancement
Problem Description	There are some not-in-used columns on bottom grid of Growth Chart. They are L, M, S, SDLow, SDHi, Biv. These values are for determining how each single data is skewed, smoothed out, and best fit to the curve
Resolution	Disable those columns to make them invisible
Date Implemented	4/19/2011
QA Notes	N/A

Category	Enhancement
-----------------	-------------

Problem Description	On Growth Chart's title caption, MRN is mis-spelled as MSN.
Resolution	Correct spelling
Date Implemented	4/19/2011
QA Notes	N/A

vxVitals 5.22.6.15

Category	Enhancement
Problem Description	Mis-handling of error "ID not found" whenever a patient without MRN number.
Resolution	Add more code to checking if a patient without MRN. Provide a warning message "Patient doesn't have MRN number"
Date Implemented	4/19/2011
QA Notes	N/A

Category	Enhancement
Problem Description	Error "Access Violation,..." occurs in DLL module when a click event occurs on "Percentile =" button.
Resolution	Found the calculation and mis-locating of one index of one data (cause the index to be a huge integer number – array data can't load it). This index is used for calculating interpolation of 2 CDC consecutive data.
Date Implemented	4/19/2011
QA Notes	N/A

Category	Enhancement
Problem Description	Memory is leaked by 4K-8K each time stand-alone module is closed out
Resolution	Clear up 2 objects when the growthchart form is destroyed.
Date Implemented	4/18/2011
QA Notes	N/A

vxVitals 5.22.6.14

Category	Enhancement
Problem Description	Scaling on Left Axis for English & Metric units is not displayed correctly.
Resolution	Adding code & checking the min/max values on left axis & convert them properly.
Date Implemented	4/18/2011

QA Notes	N/A
-----------------	-----

Category	Enhancement
Problem Description	Add Manual Calculation of Percentile.
Resolution	Add a group box contains parameters for calculating percentiles for each category – Draw a calculation data point (in green) on the chart.
Date Implemented	4/17/2011
QA Notes	N/A

Category	Enhancement
Problem Description	When zooming up or down, Legend Label of “75%” percentile is displayed incorrect (X, Y) coordinate.
Resolution	Correct calculation & checking bound limit range for Label 75% component.
Date Implemented	4/16/2011
QA Notes	N/A

Category	Enhancement
Problem Description	When zooming up or down, right or left, Legend Label of “95%” percentile is not displayed at particular position.
Resolution	Correct calculation & checking bound limit range for Label 95% component.
Date Implemented	4/16/2011
QA Notes	N/A

Category	Enhancement
Problem Description	When zooming up or down, right or left, & when 2 consecutive label's X coordinate are closed together & one of them is supposed on very top axis, another is on right axis, then one of them is invisible.
Resolution	Correct calculation & checking bound limit range all legend label components.
Date Implemented	4/16/2011
QA Notes	N/A

vxVitals 5.22.6.13

Category	Enhancement
Problem Description	Reference Data display incorrect for Female patient.
Resolution	Correct X-axis arrays of female data, which is not loaded properly.
Date Implemented	4/15/2011
QA Notes	N/A

Category	Enhancement
Problem Description	Scale data for both English & Metric unit axis's.
Resolution	Set & convert Min/Max value for left axis & bottom axis such that their labels of value are displayed/scaled correctly
Date Implemented	4/15/2011
QA Notes	N/A

Category	Enhancement
Problem Description	Remove Show Values Option Group Box
Resolution	Make Option group box to be disabled.
Date Implemented	4/14/2011
QA Notes	N/A

Category	Enhancement
Problem Description	Accessing/Displaying data value by clicking on a single cell of bottom data grid.
Resolution	Add function of mouse event to implement/pass data for displaying.
Date Implemented	4/14/2011
QA Notes	N/A

Category	Enhancement
Problem Description	Data legends are not displayed when reference data is zoomed up, & the curves are ended up at the top axis, instead of at the right axis.
Resolution	Having more code in checking the range limits of reference data (in pixels) if a point is out of top axis.
Date Implemented	4/14/2011
QA Notes	N/A

vxVitals 5.22.6.12

Category	Enhancement
Problem Description	Unable to enter vitals prior to 365 days.
Resolution	Correct the code to set minimum date is not limited to 365 days.
Date Implemented	4/13/2011
QA Notes	N/A

Category	Enhancement
Problem Description	Zooming options.
Resolution	Add 4 buttons for allowing zoom from top, left, right, & bottom positions – Disable zoom by area.
Date Implemented	4/10/2011
QA Notes	N/A

Category	Enhancement
Problem Description	Zooming options – Reset Button
Resolution	Change Reset button. Allow all data to reset.
Date Implemented	4/10/2011
QA Notes	N/A

Category	Enhancement
Problem Description	Data of Weight-Length & Weight-Stature not loaded/displayed property.
Resolution	Add code to get these data into correct data array.
Date Implemented	4/10/2011
QA Notes	N/A

Category	Enhancement
Problem Description	Calculate Percentile Data of Weight-Length & Weight-Stature not correctly.
Resolution	Correct code to pass proper data for calculation.
Date Implemented	4/10/2011
QA Notes	N/A

Category	Enhancement
Problem Description	No data value is shown on data point.
Resolution	Add checkbox & combobox components to allow user enabling this option.
Date Implemented	4/10/2011
QA Notes	N/A

Category	Enhancement
Problem Description	Data is not scaled to better resolution.
Resolution	Add code to have axes, reference & patient data being scaled to the best resolution.
Date Implemented	4/10/2011
QA Notes	N/A

Category	Enhancement
Problem Description	Data legends are not displayed in a proper place.
Resolution	Add code to have legends of data are displayed right next to reference data lines.
Date Implemented	4/10/2011
QA Notes	N/A

Category	Enhancement
Problem Description	DLL module doesn't check patient's age range for displaying growth chart dialog.
Resolution	Add code to have checking range limits of patient range.
Date Implemented	4/10/2011
QA Notes	N/A

vxVitals 5.22.6.11

Category	Enhancement
Problem Description	Reference data is loaded & displayed as English units, not meter units; causing the patients percentiles data displaying not correctly.
Resolution	Load & convert all reference data into meter units – Convert patient data into meter units.
Date Implemented	4/5/2011

QA Notes	N/A
-----------------	-----

Category	Enhancement
Problem Description	Swap location of English chartf & Meter charts.
Resolution	Make English Chart to be outside, Meter Chart to be inside (Main Chart).
Date Implemented	4/5/2011
QA Notes	N/A

Category	Enhancement
Problem Description	Look up a patient by typing in CAPS.
Resolution	Convert all input text of user into uppercase characters.
Date Implemented	4/5/2011
QA Notes	N/A

Category	Enhancement
Problem Description	No growchart module can be opened from vxCPRS thru DLL.
Resolution	Correct event button click of "GrowthChart" button; replace "allergy" event by "GrowthChart" event.
Date Implemented	4/5/2011
QA Notes	N/A

Category	Enhancement
Problem Description	Access violation error happen when changing to tabs "Unit.
Resolution	Correct the focus of proper component
Date Implemented	4/5/2011
QA Notes	N/A

Category	Enhancement
Problem Description	Open a female patient, there is no growth chart reference data & any weight/length/BMI/... data being shown on the charts.
Resolution	Correct the code so that the female data & growth chart reference data can be loaded and displayed on the chart.

Date Implemented	4/5/2011
QA Notes	N/A

Category	Enhancement
Problem Description	Scaling X & Y Axes so data can be shown clearer.
Resolution	Correct the scaling of left-axis of the chart.
Date Implemented	4/5/2011
QA Notes	N/A

Category	Enhancement
Problem Description	GrowthChart is not allowed to zoom in or out.
Resolution	Correct the scaling of left-axis of the chart.
Date Implemented	4/5/2011
QA Notes	N/A

Category	Enhancement
Problem Description	GrowthChart is not allowed to zoom in or out
Resolution	Add code to enable the chart can be zoomed and reset.
Date Implemented	4/5/2011
QA Notes	N/A

Category	Enhancement
Problem Description	Patient data on GrowthChart is not displayed with data value.
Resolution	Add code to toggle the data value being displayed on the chart.
Date Implemented	4/5/2011
QA Notes	N/A

vxVitals 5.22.6.10

Category	Enhancement
Problem Description	When opening a new patient, a dialog box "Comfirm Patient Select" appears. Click on "Cancel" button, there is an error of "Access violation".
Resolution	Corrected the code so that the error won't be appear when a "Cancel" event click occur.

Date Implemented	3/11/2011
QA Notes	N/A

Category	Enhancement
Problem Description	Open a female patient, there is no growth chart reference data & any weight/length/BMI/... data being shown on the charts.
Resolution	Correct the code so that the female data & growth chart reference data can be loaded and displayed on the chart.
Date Implemented	3/11/2011
QA Notes	N/A

vxVitals 5.22.6.9

This version of vxVitals must be executed against a VOS environment with the following minimum KIDS Build installed:

vfd_vxvista_update_mult_2010_1_1T14

Remember to update/create 5.22.6.9 instance for each of the appropriate vxVitals parameter in order to allow this version of vxVitals to run.

Category	Enhancement
Problem Description	Add support in vxVitals for LMP, EDD, and Length. Resolution: Modified vxVitals.exe and vxGMV_VitalsViewEnter.dll to support
Resolution	Modified vxVitals.exe and vxGMV_VitalsViewEnter.dll to support the entry and display of LMP, EDD, and Length for properly configured Vitals Templates. Modified the vxVitalsManager.exe to allow LMP, EDD, and Length to be added to a Vitals Template.
Date Implemented	7/10/2010
QA Notes	N/A

Category	Enhancement
Problem Description	Add support in vxVitals calculating patient growth percentiles and other statistical data based on patient age, sex, and recorded vitals. Additionally graph and display this data over a specified date range. In other words create and display the Growth Charts as set forth by the CDC.
Resolution	Modified vxVitals.exe to calculate the same statistical data as taught by the CDC in its example program and to display and graph said data.
Date Implemented	12/10/2010

QA Notes	N/A
-----------------	-----

Category	Enhancement
Problem Description	Add growth Chart functionality to the vxGMV_VitalsViewEnter.dll.
Resolution	Modified vxGMV_VitalsViewEnter.dll to calculate and display Growth Charts.
Date Implemented	12/20/2010
QA Notes	N/A

Category	Bug
Problem Description	The method in which the gender is returned in the DLL is not compatible with the code that was developed for the EXE which prevents the proper displaying of both EDD, LMP and the Growth Charts.
Resolution	Modified the Gender values to be compatible with the shared code.
Date Implemented	12/20/2011
QA Notes	N/A

Installation Notes:

The installer must verify that the LENGTH vital has been configured in the target system with the following values:

Vital Name: LENGTH
Vital Abbrev: LEN
Category: QUALITY
Qualifiers: ACTUAL
ESTIMATED

If this vital has not been entered then use the supported MENU Option (see VDFVX UPDATE 2010.1.1 T3) to enter this vital type.

The following entries must be made and populated in the VFD TABLE file (For convenience the name of the file to be loaded in the table is in parenthesis after the table entry name):

- | | |
|---------------------------------|-----------------------|
| 1. BMI FOR AGE FEMALE | (bmiagerevFemale.txt) |
| 2. BMI FOR AGE MALE | (bmiagerevMale.txt) |
| 3. HEAD CIRC FOR AGE INF FEMALE | (hcageinfFemale.txt) |
| 4. HEAD CIRC FOR AGE INF MALE | (hcageinfMale.txt) |
| 5. LENGTH FOR AGE INF FEMALE | (lenageinfFemale.txt) |
| 6. LENGTH FOR AGE INF MALE | (lenageinfMale.txt) |
| 7. STATURE FOR AGE FEMALE | (statageFemale.txt) |
| 8. STATURE FOR AGE MALE | (statageMale.txt) |
| 9. WEIGHT FOR AGE FEMALE | (wtageFemale.txt) |
| 10. WEIGHT FOR AGE INF FEMALE | (wtageinfFemale.txt) |

- | | |
|----------------------------------|----------------------|
| 11. WEIGHT FOR AGE INF MALE | (wtageinfMale.txt) |
| 12. WEIGHT FOR AGE MALE | (wtageMale.txt) |
| 13. WEIGHT FOR LENGTH INF FEMALE | (wtleninfFemale.txt) |
| 14. WEIGHT FOR LENGTH INF MALE | (wtleninfMale.txt) |
| 15. WEIGHT FOR STATURE FEMALE | (wtstatFemale.txt) |
| 16. WEIGHT FOR STATURE MALE | (wtstatMale.txt) |

To create the table entries use the VFD TABLE ENTER/EDIT menu option, to import the data once the table entry has been created use the VFD TABLE IMPORT menu option, and if an error is made either during table entry creation or data importing use the VFD TABLE DELETE DATA. Below is an edited terminal session capture

VOSQA>D ^XUP

Setting up programmer environment

This is a PRODUCTION account.

Terminal Type set to: C-VT220

Select OPTION NAME: VFD TABLE

- | | | |
|---|-----------------------|----------------------------------|
| 1 | VFD TABLE DELETE DATA | Delete data from VFD TABLE entry |
| 2 | VFD TABLE ENTER/EDIT | Enter/Edit VFD TABLE |
| 3 | VFD TABLE IMPORT | Import data from host file |
| 4 | VFD TABLE MENU | vxVistA Table Management Menu |

CHOOSE 1-4: 4 VFD TABLE MENU vxVistA Table Management Menu

- | | |
|---|----------------------------------|
| 1 | Enter/Edit VFD TABLE |
| 2 | Import data from host file |
| 3 | Delete data from VFD TABLE entry |

Select vxVistA Table Management Menu Option:

- | | |
|---|----------------------|
| 1 | Enter/Edit VFD TABLE |
|---|----------------------|

Select VFD TABLE NAME: WEIGHT FOR AGE INF

NAME: WEIGHT FOR AGE INF//

VERSION:

EFFECTIVE DATE:

EXPIRATION DATE:

SOURCE: CDC//

DELIMITER: \$C(9)

HAS COLUMN LABELS: YES//

HAS ROW LABELS: NO//

HOST FILE: E:\CDCGrowthChart\wtageinf.txt Replace

DESCRIPTION:

No existing text

Edit? NO//

Select VFD TABLE NAME:

- 1 Enter/Edit VFD TABLE
- 2 Import data from host file
- 3 Delete data from VFD TABLE entry

Select vxVista Table Management Menu Option: 2 Import data from host file

This option imports data to a VFD TABLE file entry.

Select VFD TABLE NAME: WEIGHT FOR AGE INF

Import and replace data for table WEIGHT FOR AGE INF from

E:\CDCGrowthChart\wtageinf.txt

Are you sure? y YES

Note the Description field should have a description entered for test and production accounts.

vxVitals 5.22.6.8

Category	Enhancement
Problem Description	Add Growth Chart feature. Calculate & display growth chart data on the form Following v5.22.6.7, when running vxGMV_VitalsViewEnter.dll module using "ORWPT SELECT" instead of "GMV PTSELECT" for getting patient information (Gender, Sex, DOB) for using in Grwth Chart calculation
Resolution	Add Growth Chart form. Using based line data from CDC Clinical Growth Charts Call "ORWPT SELECT" only for DLL module.
Date Implemented	12/10/2010
QA Notes	N/A

Requirements for operating with Growth Chart feature:

(*) Add/Register these RPC into **VFDVX CPRS GUI CHART** Option:

- VFD TABLE IMPORT
- VFD TABLE LOOKUP
- VFD TABLE GET

(*) CDC Baseline data needs to upload to Vista by:

- Using cache terminal or Putty that is able connected to VistA server,
- With Option Name: VFD TABLE ENTER/EDIT.

vxVitals 5.22.6.7

Category	Enhancement
Problem Description	Add Vital Type: EDD, Length, & LMP.
Resolution	Insert/Add 3 items EDD, Length, & LMP into the list of VitalType. Load them and display them under vital type list.
Date Implemented	7/10/2010
QA Notes	N/A

Category	Enhancement
Problem Description	Add Growth Chart feature. Calculate & display growth chart data on the form
Resolution	Add Growth Chart form. Using based line data from CDC Clinical Growth Charts
Date Implemented	12/10/2010
QA Notes	N/A

Requirements for operating with Growth Chart feature:

(*) Add/Register these RPC into **VFDVX CPRS GUI CHART** Option:

- GMV PTSELECT
- VFD TABLE IMPORT
- VFD TABLE LOOKUP
- VFD TABLE GET

(*) CDC Baseline data needs to upload to VistA by:

- Using cache terminal or Putty that is able connected to VistA server,
- With Option Name: VFD TABLE ENTER/EDIT.

vxVitals 5.22.6.6

This version of vxVitals must be executed against a VOS based vxVista system with the following minimum KIDS Builds installed:

VFD VXVISTA UPDATE 2010.1.1

Category	Bug
Problem Description	Running with vxCPRS. On Vitals Lite Window, click on Help/About. There is CRC value is set to 000000, instead of a non-zero value. Also, there is an error "Invalid argument to data encode" appeared.
Resolution	Call a function that get folder (directory) that file vxGMV_VitalsViewEnterDll is located currently
Date Implemented	3/12/2010

QA Notes	N/A
-----------------	-----

vxVitals 5.22.6.5

This version of vxVitals must be executed against a VOS based vxVista system with the following minimum KIDS Builds installed:

VFD VXVISTA UPDATE 2010.1.1

Category	Enhancement
Problem Description	Patient Information displays SSN instead of MRN number
Resolution	Modified vxVitals to properly display MRN
Date Implemented	2/20/2010
QA Notes	N/A

Category	Enhancement
Problem Description	Infant's age display "0" instead of in months, weeks or days
Resolution	Modified vxVitals to properly display pediatric ages.
Date Implemented	2/19/2010
QA Notes	N/A

Category	Enhancement
Problem Description	Infant's weight is input with lbs and ounces instead of just lbs, then calculated by lbs or kgs.
Resolution	Modified vxVitals to allow the input of pediatric weights is lbs/oz.
Date Implemented	2/21/2010
QA Notes	N/A

Category	Bug
Problem Description	Several "Cannot focus on disable or invisible window" and "Except violation EInvalidOperation,..." errors occur during patient selection, entering vital data, viewing vital data, etc
Resolution	Added code to catch and handle these errors.
Date Implemented	2/23/2010
QA Notes	N/A

--	--

vxVitals 5.22.6.45 OPEN SOURCE RELEASE NOTES

Category	Bug
Problem Description	vxVitals does not support LMP, EDD, or Length
Resolution	The VFD VXVISTA UPDATE 2010.1.1 KIDS Build should allow vxVitals to support LMP, EDD, and Length.
Date Implemented	2/23/2010
QA Notes	N/A

Category	Enhancement
Problem Description	Since several new RPCS needed to be added to the vxVitals menu context the VA menu context could no longer be used. The appropriate menu context for vxVitals is now VFDVX GMV V/M GUI
Resolution	Modified vxVitals to use the VFDVX GMV V/M GUI Menu context.
Date Implemented	2/23/2010
Notes	All users that previously had the GMV V/M GUI menu context in their Menu Tree will require this menu option to be replaced with the VFDVX GMV V/M GUI menu context.

vxVitals 5.22.6.4

Category	Enhancement
Problem Description	Need to update Splash Screen and About Box with new graphics for the open source version.
Resolution	Modified the Splash Screen and About Box with new graphics for the open source version.
Date Implemented	11/20/2009
QA Notes	N/A